


Product information

S7-Panel-HMI **HMI430T** (displayed)

S7-EDGE-HMI **HMI430TE/ TEW**



(valid from HMI version HMI430T-02 and HMI430TE/TEW-03)

Changes to older versions of this document

- Rev. 01 → 02:** new images, new design line, connectors added, drill jig info added
- Rev. 02 → 03:** Slim-Line CPU-T implemented
- Rev. 03 → 04:** Information for disposal of old equipment
- Rev. 04 → 05:** EDGE-HMI added

Description

- 4,3" TFT display (480x272 pixel)
- resistive touch (front protection class IP65)

Standard configuration at S7-Panel-HMI:

Ethernet as 2port switch

S7-connection (Put/Get)
Setup of own and partner IP-addresses and TSAP in VisuStage-project or in HMI-BIOS

to communicate with Siemens.-CPUs via their integrated Profinet/Industrial Ethernet interface (allow Put/Get!)

State LEDs for Power, Battery, Error, Run

Standard configuration at S7-EDGE-HMI:

Ethernet with

- RFC1006 (S7-communication),
- Modbus TCP Client
- MQTT Client
- OPCUA (Server)

Operating mode switch

State LEDs for Power, Service, Error, Run

on demand only:

RS232 with Modbus-TCP

RS485 with Modbus RTU

- with terminate resistors

CAN with CANopen®

- with terminate resistors

Inserting stripes

- for Logo and identification (thereby customized adaption possible easy)

Scope of delivery:

- Mounting kit with grounding terminal
- Technical data sheet

Contains **open source** software that is provided free of charge by download:
<http://downloads.insevis.de/opensource/licence.txt>

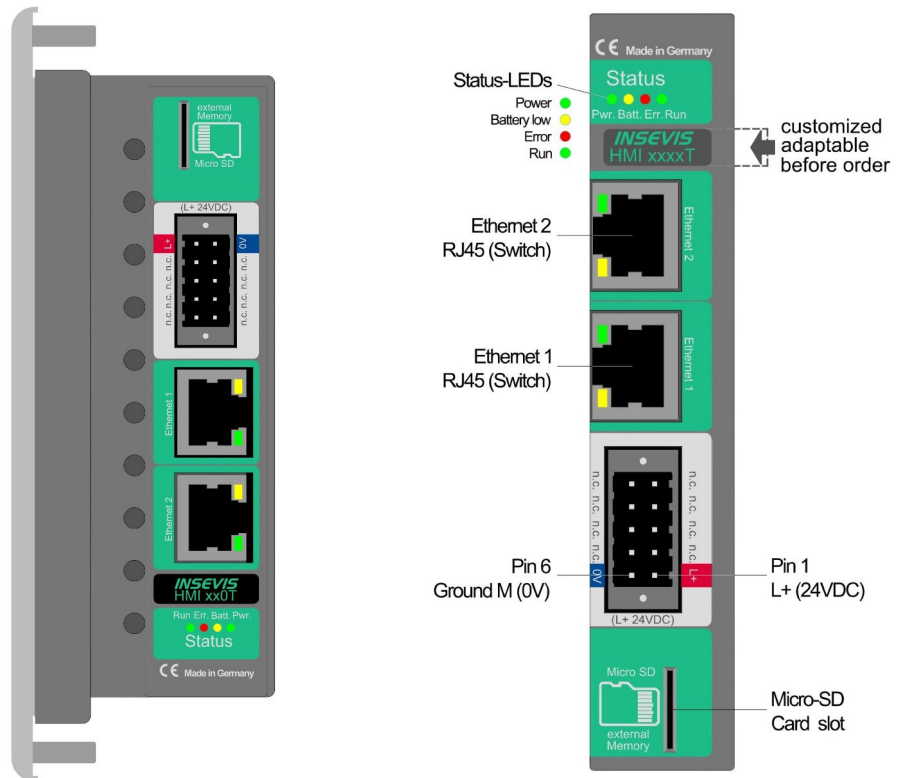


Figure above: View to rear side and connections sides of HMIxxx0T with Slim-CPU type T (horizontal use) and CPU-connections of Panel-HMIs with Slim-CPU type T

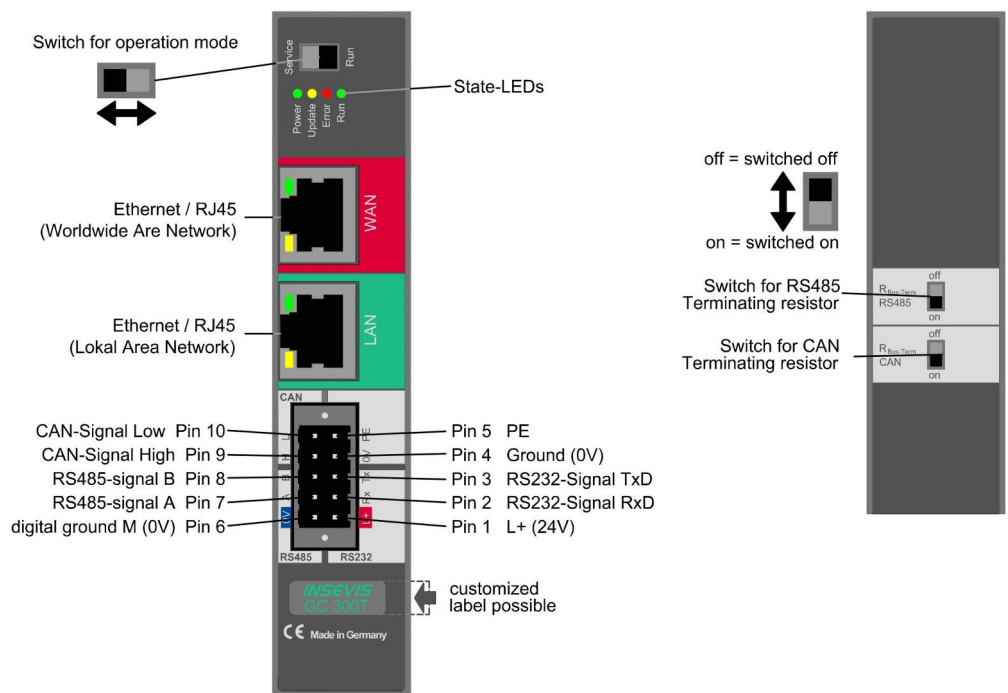


Figure above: View to rear side and connections sides of EDGE-HMI and connections of EDGE-HMIs in general

Technical data	
Dimensions W x H x D (mm)	140 x 100 x 30 (24 mounting depth)
Cut out W x H (mm)	118 x 84
Weight	ca. 450g
Operating temperature range	-20°C ... +60°C (without condensation)
Storage temperature range	-30°C ... +80°C
IP-protection class front panel / rear side	IP65 / IP41
Connection technology	removable connector with or 2 bolt flanges (cage clamp technology) for cross section up to max. 1,5mm ²
Load voltage L+	24V DC (11 V ... 30V DC)
Current consumption	150mA ... 300mA
Power dissipation	4W (typ.) ... 7,5W (with Profinet)
Start-up current	< 3A
Diagonal of display (inch)	4,3" (111mm)
Display resolution (pixel)	480x272 pixel (16:9-format)
Display unit	TFT display with 16Bit colours
Operating unit	analog resistive touch screen
Visualization tool unit to reference there	VisuStage HMI430T

Technical data	CPU	
CPU-type	CPU-T (Panel-HMI430T)	CPU-T (EDGE-HMI430TE/TEW)
Flash internal - for visualization	48 Mbyte	4 GByte, of which approx. 1 GByte for user data (shared media usage of WebVisu, trend, alarm/event archive, OPC UA history, NodeRED applications)
external memory	Micro SD, up to max. 8 GByte (only for archiving)	-
RealTimeClock	yes (accu buffered hardware clock)	
Ethernet (protocols)	10/100Mbit with S7-communication to S7-CPU	
Operating hours counter	1 (32Bit, resolution 1h)	-

Technical data	For EDGE HMI only
Serial interfaces (protocols)	RS 232 (via Node-RED) RS 485 (via Node-RED)
Ethernet (protocols)	Modbus-TCP (Client), MQTT (Client), OPCUA (Server) (more can be added by Node-RED)
OPC UA Server	Predefined namespace, compatible to S7-1500 + max. 2000 user-variables alternatively user defined namespace with external modeler (via binary data export) optionally OPC UA DI able to provide datapoints from all other interfaces including history history configurable in sample time and number of samples subscriptions: max. 8 monitored items per subscription: max. 500 monitored items total: max. 1000
SecurityPolicy	none / Basic 256 Sha 256 sign / Basic 256 Sha 256 sign & encrypt (can be enabled and disabled separately)
MQTT	Client (subscriber / publisher)
Node-RED	performance limit approx. 50 variables actualize cyclic data points from all other interfaces
CAN (protocols)	Baudrate 10 kBaud ... 1 MBaud – via Node-RED
Data security	open source packages OpenSSH and OpenVPN
Configuration	Via integrated web configurator

Cut out in switching cabinet

Dimensions

Cut out
W x H (mm) / 118 x 84
4 holes with D 4,5mm

Wiring outlet

at rear view and
horizontal mounting

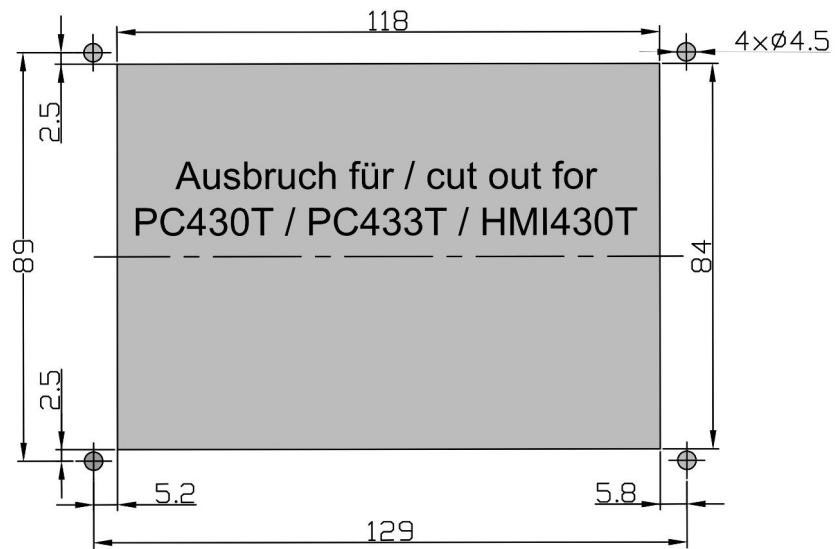
HMI430T

Wiring outlet

- VCC / 2xETH downwards

Mounting depth

ca. 24mm max.



Drill jig →

An 1:1 pattern as drill jig is available as PDF at INSEVIS web site for this product
Print it 1:1 and use it for marking the cut out.

Ordering data of devices

Identification	Order-No.
S7-Panel-HMI HMI430T	HMI430T-03
S7-EDGE-HMI430TE	HMI430TE-03
S7-EDGE HMI430TEW (with web visualization)	HMI430TEW-03

Ordering data of accessoires

Identification / Order-No.	Identification / Order-No.
Connector 2x5pin (bolt flanges) / E-CONS10-00	Micro SD-card 2GB (external memory) / E-MSD2-00
Micro SD-card 4GB (external memory) / E-MSD4-00	Micro SD-card 8GB (external memory) / E-MSD8-00

Qualified personnel

All devices described in this manual may only be used, built up and operated together with this documentation. Installation, initiation and operation of these devices might only be done by instructed personnel with certified skills, who can prove their ability to install and initiate electrical and mechanical devices, systems and current circuits in a generally accepted and admitted standard.

Manuals, sample programs

Additional documentation by manuals is available as well sample applications at the download area of www.insevis.com in English language for free download.

Copyright

This and all other documentation and software, supplied or hosted on INSEVIS web sites to download are copyrighted. Any duplicating of these data in any way without express approval by INSEVIS GmbH is not permitted. All property and copy rights of theses documentation and software and every copy of it are reserved to INSEVIS GmbH.

Trade Marks

INSEVIS refers that all trade marks of particular companies used in own documentation are reserved trade marks are property of the particular owners and are subjected to common protection of trade marks.

Disclaimer

All technical details in this documentation were created by INSEVIS with highest diligence. Anyhow mistakes could not be excluded, so no responsibility is taken by INSEVIS for the complete correctness of this information. This documentation will reviewed regularly and necessary corrections will be done in next version. With publication of this data all other versions are no longer valid.

Disposal



Do not throw old appliances in the household waste! In the interest of environmental protection, old appliances must be collected separately from unsorted municipal waste. You can find out more about the proper disposal / return of your old appliance at www.insevis.com/disposal.

Attention: The deletion of personal data on the old devices to be disposed of is the responsibility of the end user.

With publication of this information all other versions are no longer valid.